



**KEYKING GROUP**

*Integrated Security Solutions*

Language: EN

## USER MANUAL



Designed by KeyKing in Israel

**The key to your peace of mind...**

<b>Product Model:</b>	5588P-UH
<b>Issue Date:</b>	2016-01-01
<b>Version Number:</b>	V1.00



5588P-UH

**SZ KEYKING TECH LIMITED**

Add: RM501, Keyking Bld, 12th, Shangwei Industrial 1st RD, Guanlan Town, Longhua new District, Shenzhen, China, 518110.

Website: <http://www.keyking.net>

E-mail: [info@keyking.net](mailto:info@keyking.net)

Tel: (+86)755-8829 9003 Fax: (+86)755-88359929

## Version History

Edition	Date	Details	Modification	Check	Remark
V1.00	20160101			Lenny	

### Note:

Thanks for choosing KEYKING integrated security equipment, in order to use the product correctly , more convenient, and understand more features about it, please read the user manual before you using the product.



# Contents

Chapter 1	Overview .....	1
1.1	Project Reason .....	1
1.2	Product Features .....	1
1.3	Application Fields .....	1
Chapter 2	Selection Guide .....	2
2.1	Model definition .....	2
2.2	Packing List .....	3
2.3	System Networking Diagram.....	3
Chapter 3	Function Description .....	4
3.1	Product Appearance .....	4
3.2	Hardware Parameters .....	4
Chapter 4	Card Introduction .....	5
4.1	AWID Card .....	5
4.2	EM .....	5
4.3	HID.....	5
4.4	KEYKING .....	6
Chapter 5	5588P-UH Operation .....	7
5.1	Issue card in Sphinx.....	7
5.2	Using 5588P-UH in 3 <sup>rd</sup> -party software .....	9
Chapter 6	Troubleshooting and Maintenance .....	1 0

# Chapter 1 Overview

## 1.1 Project Reason

- Computers are generally not equipped with COM port, we usually troubled in finding a computer with a serial port.
- The trend of USB interface is more popular; almost every computer is equipped with a lot of USB interfaces.
- User need to provide the SDK or communications protocol when secondary development.
- The product has a high market penetration, similar products currently on the market can not fully support our cards, so that the data format selection difficult.

## 1.2 Product Features


- Easy to use, USB interface can instantly plug and play without tedious driver installation.
- Cursor input, Almost suitable for all different applications.
- No need for integrated development.
- Good compatibility, support windows, LINUX, and other operating system.
- No need to separate power supply, just take power directly from the USB interface.

## 1.3 Application Fields

- Access Control System: card number input;
- Attendance: card number input;
- Parking System: issue card and payment;
- Library Management: card number input;
- Other fields need to enter the card number.

## Chapter 2 Selection Guide

### 2.1 Model definition



#### ❖ Usage Mode

1. USB interface reader
2. Desktop reader
3. Card issuer

#### ❖ Communication Mode

1. USB interface
2. Cursor output directly



#### ❖ Card Type

1. P: multi-Proximity, AWID + EM + HID; 125KHz;
  - ① AWID: awid chip;
  - ② HID: HID chip, 1326, 1386;
  - ③ EM: ID card, Proximity card, EM4100;
  - ④ Keyking: KK242, KK242T(Tag, 42bits), KK250, KK250T(Tag, 50 bits).
2. U: CPU & Mifare
  - ① Mifare: IC card, S50 chip;
  - ② CPU: CPU card, KK1208M1, 13.56MHz.

#### ❖ Installation Mode

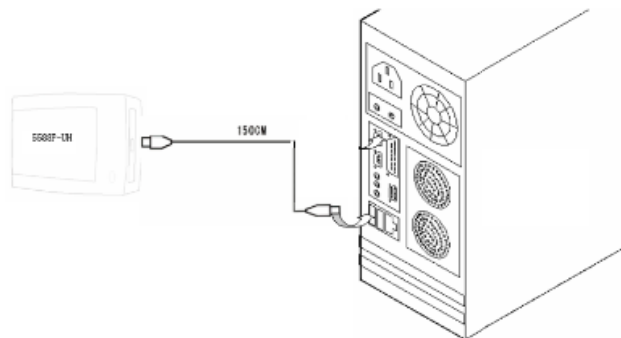
H: Desktop, use it on the table, convenient for installation, flexible for use.

## 2.2 Packing List

Name	Type	Packing List			
		Components	Description	Unit	Remark
Desktop Reader	5588P-UH		Desktop Reader	1	
			Standard USB Cable	1	Both Male


## 2.3 System Networking Diagram

Insert the computer's USB port directly with the USB cable.



## Chapter 3 Function Description

### 3.1 Product Appearance



### 3.2 Hardware Parameters

Product Type	5588P-UH			
	Card Type	EM4100 series	1326, 1386	AWID
	Work Frequency	125KHz	125KHz	125KHz
	Encryption Mode	Manchester Code	HID Agreement	AWID Agreement
	Reading Speed	<0.2s		
	Reading Distance	<30mm		
	Communication Distance	1M		
	Ports	Communication Port	USB	
Expansion Port		None		
Environment	Working Environment	-30°C to 65°C (-22°F to 150°F)		
	Humidity	5--95%, Non-condensing State		
Electrical Parameters	Voltage	DC5V, Power From USB		
	Current	0.1W		
Appearance	Dimension	289mm L x 182mm W x 92mm H		
	Weight	1150g		



## Chapter 4 Card Introduction

### 4.1 AWID Card

Applied Wireless IDentifications Group, Inc. (“AWID”) is a world-wide leading provider of RFID products and solutions for embedded markets, security industries and fast-growth value-added RFID solutions. With our focus on OEM, distributor, VAR and SI channel management, AWID has been able to capitalize on current industry trends, effectively address solution issues, and rapidly grow business.

Canadian RBH and some other companies often use AWID products, its data can reach up to 50.

### 4.2 EM



- ◆ Product Name: EM4100/EM4102 card
- ◆ Chip Type: EM Swiss micro electric; EM4100/EM4102
- ◆ Limited Life: read write
- ◆ Size: ISO standard card / thick card
- ◆ Packaging materials: PVC, ABS
- ◆ Typical applications: identity recognition, attendance systems, access control systems, property identification, etc.
- ◆ Details: Swiss microelectronic EM4100 / 4102 wireless radio frequency chip, using advanced chip package technology, a good solution for non-contact card application. At the same time it provide preferential printing services and shaped cards suitable for the working environment.

### 4.3 HID

The United States HID accounts for at least a 40% market share in the world, and it is the most famous suppliers for card device induction and access control product .HID

provides the front-end to Siemens, Nothern computer, CASI-RUSCO, Apollo, sensormatic, simplex, underberg, PCSC, American Hershey and other well-known access controller factory .The company's Proximity, Indala Proximity Product Series(125KHZ low-frequency HID card), iCLASS, FlexSmart Product series( 13.56MHZ high-frequency HID card) are marketing around the world.

HID Prox ---- As for the security manager, distributors, integrators and OEMs, HID induction card and card reader is considered to be the industry standard for physical access. Prox HID products are reliable, affordable, and can be seamlessly integrated with the access control system.

HID Prox card type ---- 1326, 1386 and so on.

## 4.4 KEYKING

KEYKING GROUP is headquartered in Tel Aviv, Israel, and focusing on the development, production and sales of international security products. Founded in 1990, the company has nearly twenty years of experience in the security industry. Series of security products with the brand "KEYKING" are now sold more than 50 countries, and received wide acclaim.

KEYKING Prox ---- As for the security manager, distributors, integrators and OEMs, KEYKING induction card and card reader is considered to be the basis for standard construction. KEYKING Prox products are reliable, affordable, and can be seamlessly integrated with the access control system.

KEYKING can also provide OEM special service. Cards are not same to each other, and it can be set their own proprietary formats, so it's has very strong pertinence of marketing promotion and customer maintenance.

KEYKING Prox card type: KK242, KK242T(Tag, 42bits), KK250, KK250T(Tag, 50 bits).

## Chapter 5 5588P-UH Operation

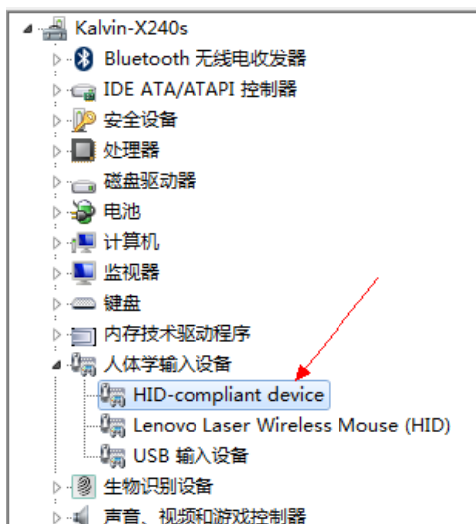
### 5.1 Issue card in Sphinx

Steps:

- ❖ Insert the USB port directly and connect the 5588P-UH.



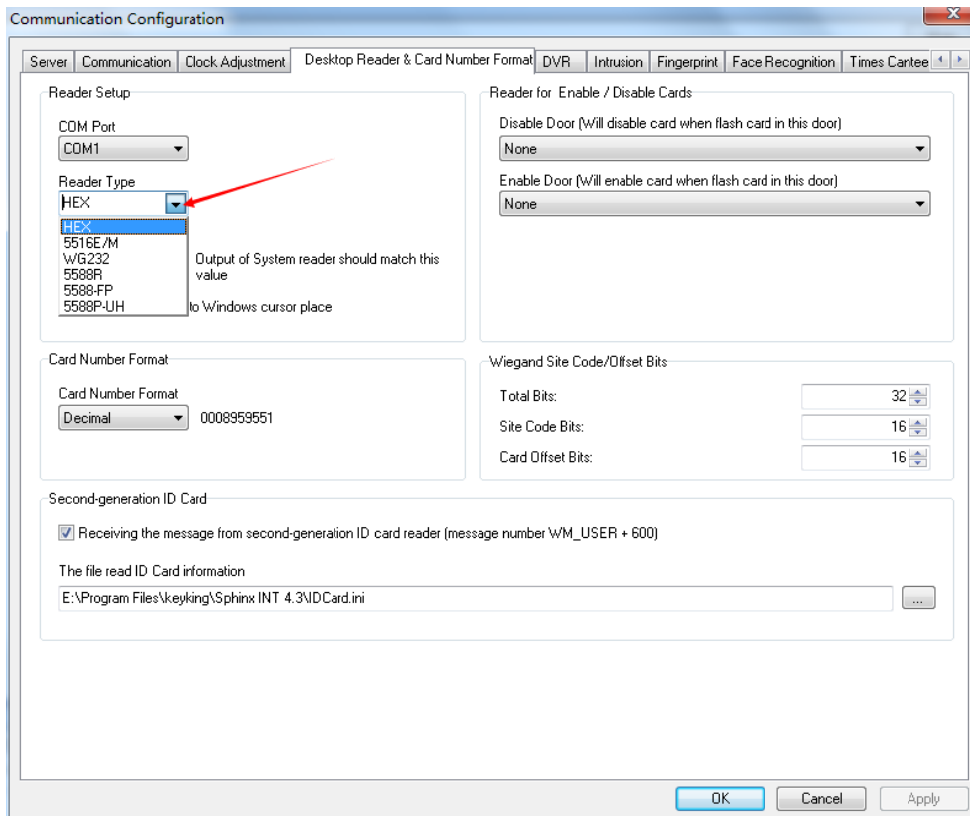
- ❖ The computer will install the driver automatically, then you can see the “HID-compliant device” in the User Manager. If you can not see “HID-compliant device”, 5588P/U-UH will not work. Then you need try another USB interface.



- ❖ Run Sphinx software.  
Please make sure that the Sphinx\_Integration is **V4.3.1.66** or higher, and the low version Sphinx will not support 5588P/U-UH.
- ❖ Click “ Setup - Communication Configuration-Desktop Reader & Card Number Format”, choosing the reader type as 5588P-UH, at the same time tick the right

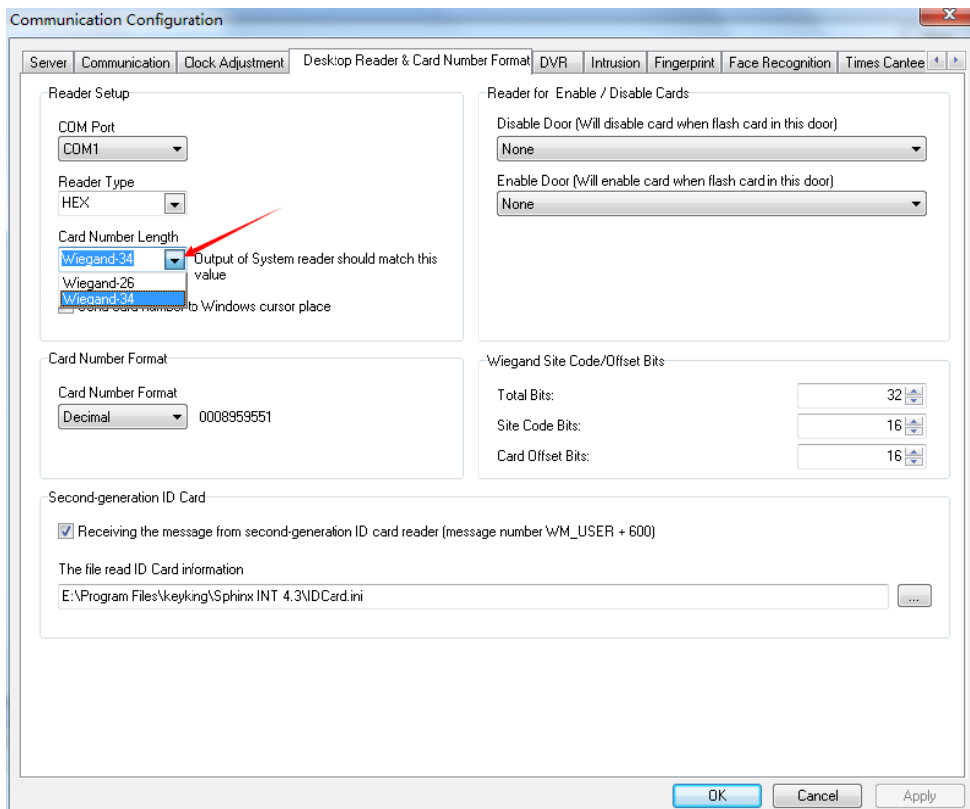


card number length like WG34.



Once you see 5588P-UH is in Reader Type list, means it work perfect.

If you can not see 5588P-UH or 5588U-UH instead of 5588X-UH, means it will not work, then you have to check the USB interface or cable.



- ❖ Add a personnel information, issue the card.
- ❖ Finish

## **5.2 Using 5588P-UH in 3<sup>rd</sup>-party software**

Steps:

- ❖ Get <5588P-UH Communication Protocol> from your supplier.
- ❖ Development in accordance with the protocol.
- ❖ Issue the card and read it.

## Chapter 6 Troubleshooting and Maintenance

Symptom	Reason	Solutions
Card number is not consistent with printed number	Set a incorrect format	Conform the printed format in you card, and modify the setting in the software.
	Set a incorrect wiegand format	Conform your card number format, and set the right wiegand format in the software.
	Set a incorrect parity bit	Conform your card number format, and set the right parity bit in the software.
Can not read the card	Choose a wrong type	Choose a right type in the software, refer to chapter 2.
	Card type is not compatible	Replace the card, refer to chapter 2
Read HID card only, does not read EM card	Sphinx_Integration is too low.	Sphinx_Integration is <b>V4.3.1.66</b> or higher
	“HID-compliant device” driver is not ready. If you can not see “HID-compliant device” in hardware management, 5588P/U-UH will not work.	Try another USB interface until you see “HID-compliant device” driver is ready.